

8

7

6

5

4

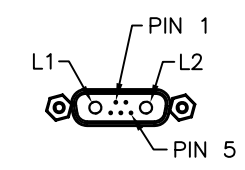
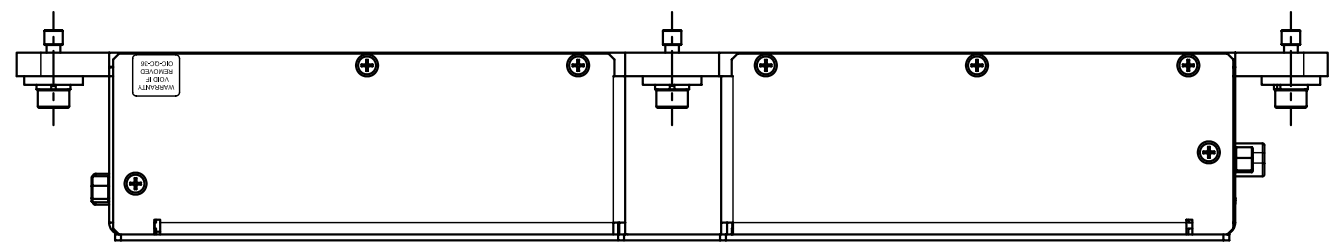
3

2

1

**PROPRIETARY**  
 THE PROPRIETARY INFORMATION CONTAINED IN THIS DOCUMENT MUST NOT BE DISCLOSED TO OTHERS FOR ANY PURPOSE, NOR USED FOR MANUFACTURING PURPOSES WITHOUT PERMISSION OF BEHLMAN ELECTRONICS INC. THE ACCEPTANCE OF THIS DOCUMENT WILL BE CONSTRUED AS AN ACCEPTANCE OF THE FOREGOING CONDITION.  
 BEHLMAN ELECTRONICS INC.  
 HAUPPAUGE, NEW YORK

REVISIONS					
ZONE	LTR	DESCRIPTION	DATE	APPROVED	INIT
-	-	RELEASED FOR PRODUCTION	090930		

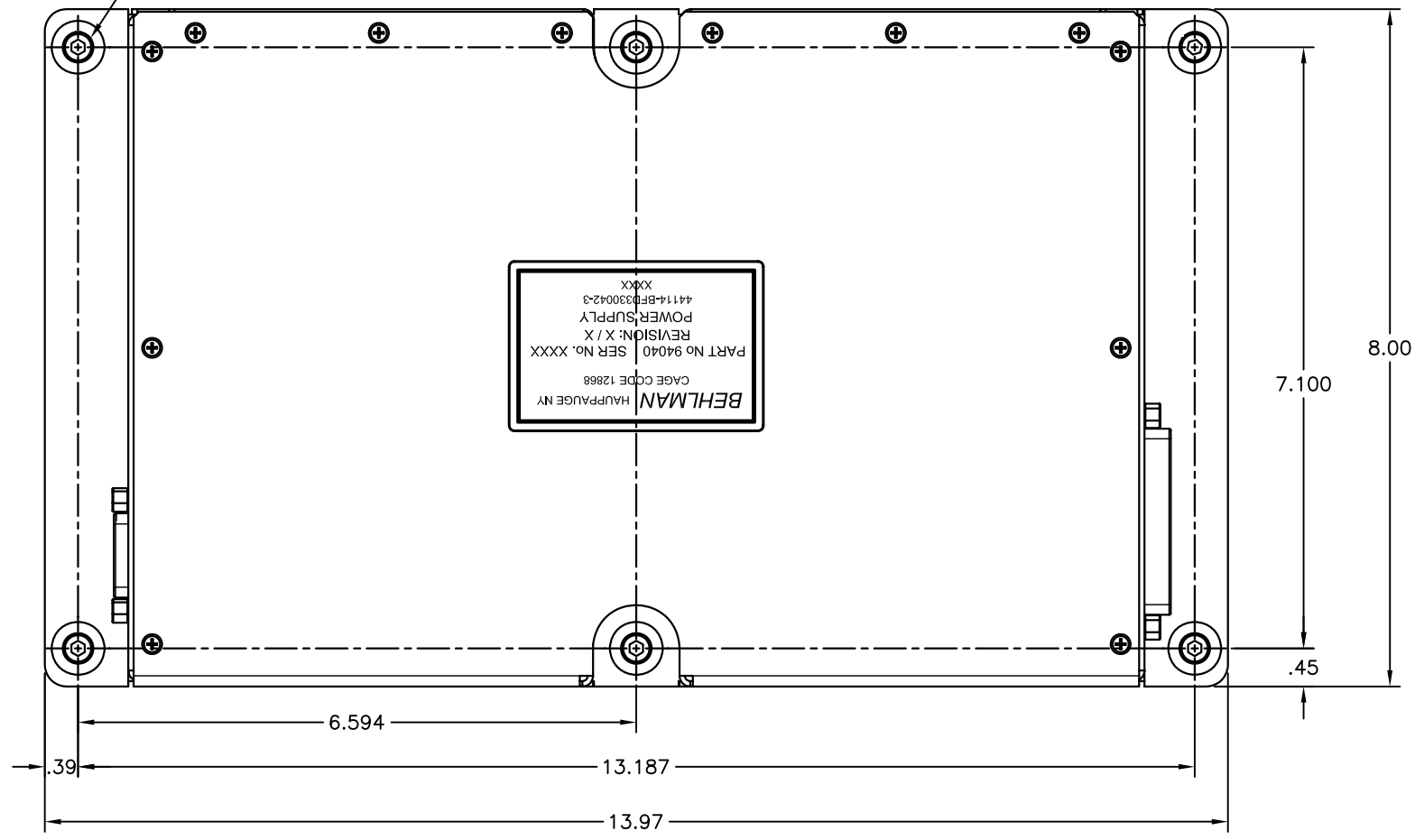
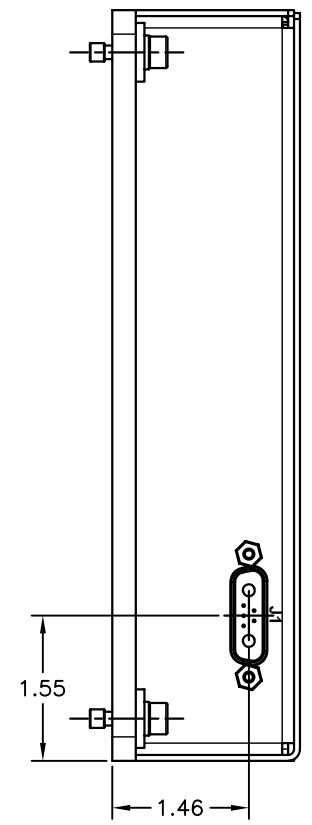


J1  
 MANUFACTURER: CONEC, MANUF. P/N: 3007W2PCT55N40X  
 PCB MNT, RIGHT ANGLE, MALE, TYPE 7W2  
 MATES WITH ITT/CANNON P/N: DA7W2SA00LF

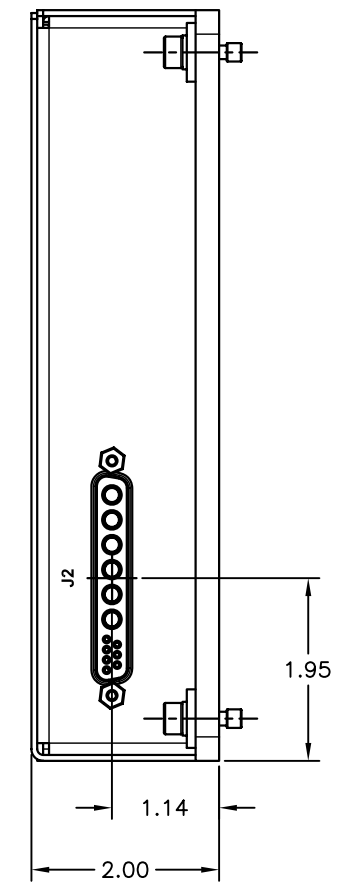
PIN	FUNCTION
A1	LINE 1
A2	LINE 2
1	OVER TEMP WARNING
2	OVER TEMP WARNING
3	SPARE
4	SPARE
5	SPARE

M5.8 X 16MM CAPTIVE SCREW ASSY  
 MANUF: AMS, P/N: 1834-16-F-SS-S-12  
 QTY: 6X

D  
C  
B  
A



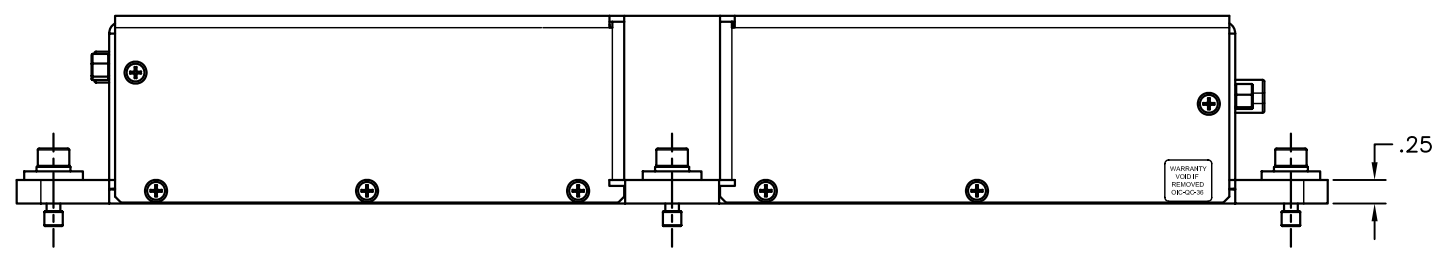
XXXX  
 44114-BF330042-3  
 POWER SUPPLY  
 REVISION: X / X  
 PART No. 94040 SER. No. XXXX  
 GAGE CODE 12868  
**BEHLMAN** HAUPPAUGE NY



J2  
 MANUFACTURER: CONEC, MANUF. P/N: 3013W6SCT58N40X  
 PCB MNT, RIGHT ANGLE, MALE, TYPE 13W6  
 MATES WITH CONEC P/N: 3013W6PCM99A10X

PIN	FUNCTION
A1	+12 VDC
A2	+24 VDC-1
A3	+24 VDC-2
A4	+12 VDC RETURN
A5	+12 VDC-1 RETURN
A6	+24 VDC-2 RETURN
1	SPARE
2	SPARE
3	SPARE
4	SPARE
5	SPARE
6	SPARE
7	SPARE

NOTES:  
 1. INTERPRET DRAWING I.A.W. DOD-STD-100.  
 2. WORKMANSHIP TO BE I.A.W. IPC-A-610, CLASS 2.



UNLESS OTHERWISE SPECIFIED DIMENSIONS ARE IN INCHES		THIS DRAWING SHALL ONLY BE CHANGED BY USE OF CAD		<b>BEHLMAN</b>	
TOLERANCES: FRAC		DRAWN DATE			
3 PLACE DEC ±.005		DLM 090929		O&C DRAWING, LaBARGE-3	
2 PLACE DEC ±.02		CHECKED		DUAL 24V, +12V, 1,750W, DCS2000 P/S	
ANGLES ± 1°		ENGR		SIZE CODE IDENT NO. DWG NO. REV	
DO NOT SCALE THIS DWG				D 12868 24115 -	
MATERIAL:				SCALE 1/2 CAD FILE: 24115--DWG SHEET 1 OF 1	

94040	LaBARGE-3
NEXT ASSY	USED ON
APPLICATION	

24115

AutoCAD Generated Document